

PARAPHRASING AND PLAGIARISM

2020

PARAPHRASING

- What is paraphrasing?
- “A paraphrase is a rewording of another writer’s text, explanation, argument, or narrative. It is about the same length as the original, but is substantially different in wording and sentence structure” (Trupe, 2005).

PARAPHRASING

is a valuable skill because...

- ⦿ it helps you control the temptation to quote too much
- ⦿ the mental process required for successful paraphrasing helps you to grasp the full meaning of the original (OWL, 2013).

QUESTION: WHY PARAPHRASE?

ANSWER: TO AVOID PLAGIARISM

- ⦿ “Plagiarism, from the Latin word for kidnapping, is the use of someone else’s words, ideas, or line of thought without acknowledgement.” (Perrin, 2012)



3 TYPES OF PLAGIARISM:

- ◉ Whole paper plagiarism
- ◉ Copy & paste plagiarism
- ◉ Careless plagiarism (Perrin, 2012).

"No, copyright does not mean you have the right to copy it."



GHSON ACADEMIC DISHONESTY

Consequences:

- A “zero” for the examination, quiz, or paper in question
- Course failure
- Dismissal from the program

Includes:

- Cheating
- Plagiarism
- Falsification and Fabrication
- Abuse of Academic Materials:
- Complicity in Academic Dishonesty

PLAGIARISM OFTEN OCCURS WHEN:

- Too many direct quotes are used or they're too long.
- Information is not cited.
- When words are substituted or rearranged rather than the thought is rephrased.
- A work is directly copied.

TO CITE OR NOT TO CITE

○ Common knowledge

- Historical facts
- General observations and opinions
- Unacknowledged information
- Well known dates
- Familiar sayings
- Information found in numerous sources

TO CITE OR NOT TO CITE

◉ Specific knowledge

- Distinctive prose style or writing
- Original facts
- An author's personal interpretation of information
- Original ideas
- Original research

When in doubt, cite the source!

PARAPHRASING & CITING

- ◉ Only use direct quotes when absolutely necessary and then cite them.
- ◉ Often, a different number of sentences are needed to reword information.
- ◉ **EACH TIME** you paraphrase another author, you need to credit the source.
- ◉ A good rule of thumb for a research paper and the expectation at Graham is to cite each paragraph.

ORIGINAL

- ◎ Students frequently overuse direct quotation in taking notes, and as a result they overuse quotations in the final [research] paper. Probably only about 10% of your final manuscript should appear as directly quoted matter. Therefore, you should strive to limit the amount of exact transcribing of source materials while taking notes.

From: Lester, James D. Writing Research Papers. 2nd ed. (1976): 46-47.

PLAGIARIZED VERSION:

- ◉ Students often use too many direct quotations when they take notes, resulting in too many of them in the final research paper. In fact, probably only about 10% of the final copy should consist of directly quoted material. So it is important to limit the amount of source material copied while taking notes.

PLAGIARIZED VERSION

○ What is wrong with it?

- Word substitution
- A few words added
- A few words deleted
- Same number of sentences
- **Basically the same thoughts, in the same order, in the same format, with a lot of the same words**

LEGITIMATE PARAPHRASE:

- In research papers students often quote excessively, failing to keep quoted material down to a desirable level. Since the problem usually originates during note taking, it is essential to minimize the material recorded verbatim (Lester, 1976, p. 46-47).

TO PARAPHRASE:

- Read
- Think
- Cover
- Write

ACCEPTABLE SUMMARY:

- Students should take just a few notes in direct quotation from sources to help minimize the amount of quoted material in a research paper (Lester, 1976, p. 46-47).

6 STEPS TO EFFECTIVE PARAPHRASING

1. Reread the original passage until you understand its full meaning.
2. Set the original aside, and write your paraphrase on a note card.
3. Jot down a few words below your paraphrase to remind you later how you envision using this material. At the top of the note, write a key word or phrase to indicate the subject of your paraphrase.




6 STEPS TO EFFECTIVE PARAPHRASING

4. Check your rendition with the original to make sure that your version accurately expresses all the essential information in a new form.
5. Use quotation marks to identify any unique term or phrase you have borrowed exactly from the source.
6. Record the source (including the page on your note card so that you can credit it easily if you decide to incorporate the material into your paper (OWL, 2013).

KEY TO PARAPHRASING: GOOD NOTE TAKING

○ Storing notes:

- Notecards-single card per note
- Spiral notebook-divide the page in half so you have two complete notes per page. Do not use the back of the page
- Computer-you can use text boxes to separate notes, dedicate one page per note, set up a template to reuse. There is a template in the APA folder on the common drive you could use or modify.



GOOD NOTE TAKING

- ⦿ Highlighting and underlining text is great for studying for a test, but terrible for writing a paper.
- ⦿ As you take notes, keep track of the page it came from. For example, using //p46 at the end of the card or page.
- ⦿ Make sure all of the information you need for your citation is on the page or card.
- ⦿ Create your reference page as you write in APA format.

GOOD NOTE TAKING

- ⦿ In your notes, identify
 - direct quotes (DQ)
 - your own paraphrased words (ME)
 - a shorter, summarized version of the original (S)
 - facts, such as names, dates, records information, percentages in simple list or outline format (F)
- ⦿ Putting your notes in outline format in Word or Powerpoint can also help organize your paper.

PAPER CHECKERS

Recommendations from students and instructors for programs that can check your paper for plagiarism.

- TURNITIN
- EASYBIB
- BIBME
- PLAGIARISMDETECTOR
- GRAMMARLY
- CITATIONMACHINE

REFERENCES

- ◉ American Psychological Association. (2020). *Publication manual of the American Psychological Association* (7th ed.).
- ◉ English Department: Purdue University. (2017). *The Purdue online writing lab (OWL)*. <http://owl.english.purdue.edu/owl/resource/619/01>
- ◉ Graham Hospital School of Nursing (2017). *Student handbook: 2017-2018*.
- ◉ Department of Education: Indiana University. (2005). How to recognize plagiarism. <https://www.indiana.edu/~/istd/example1paraphrasing.html>
- ◉ Perrin, R. (2012). *Pocket guide to APA style* (4th ed.). Wadsworth, Cengage Learning.
- ◉ Trupe, A. L. (2005). *Paraphrasing tips*. <http://www.bridgewater.edu/WritingCenter/Workshops/paraphrastips.htm>